


Index

DISCOVER

Primary 1

first term



Notes

MS / Marwa

Discover

باقصة مقفلة

سوف ندرس هذا العلم مادة Discover

القصة

يتم تدريسها بالوقت الذي يوزع

Theme 1 :: Who Am I?

Marwa

Chapter 1 :: All About me.

Chapter 2 :: Family Tree.

Chapter 3 :: Who Are we?

Chapter 4 :: Our Community

Theme 2 :: The world Around me.

Chapter 1 :: Our Environment

Chapter 2 :: Moving Around our environment

Chapter 3 :: Growing food in the world Around us

Chapter 4 :: Celebrating The world Around us

Theme 1

Who Am I?

Chapter 1

All about me

1- يرسم الطالب صورة لنفسه Draw a picture about yourself


Write your name.

2- اكتب اسمك

1. My Name is

2. My name is

3. my name is



يرسم صورة لنفسه

my name is



Marwa

Marwa

My Family

عائلي

* هانتعرف انك هناك عائلة صغيرة التي

يراهما افضل كل يوم (الاب - الام - الاخوة)

father

Mother

brother

Sister

* وهناك العائلة المتد (Extended family)

Grandfather

Grandmother

aunt

un



Our Senses :-

حواسنا

للإنسان خمس حواس

Sight

الابصار

hearing

السمع

Smell

الشم

Touch

المس

Taste

التذوق

Sight

hearing

Smell

Touch

Taste





Bust of NEFER Titi (1370-1330 BC.)

تمثال، لفضيلة العلوي الملكة نفرتيتي
عابين ١٣٧. : ١٣٣. قبل الميلاد

DR. Magdi Yacoub

* what do you see in this portrait?

DR. Magdi Yacoub. د/مدي يعقوب

* what colors do you see?

white - black.

* what parts of the face can you name?

eyes - ear - nose - Mouth.

Color

eyes

ear

nose

Mouth

INTRODUCTION

التقديم

مرحباً
يسعدني أن أكون أنا الطالب أقدم نفسي

Hi, my name is Karim, I have short hair

I wear glasses.

أهلاً: اسمي كريم - أنا الذي شعر قصير وأرتدي نظارات.

Hi, my name is mona, I am seven years old.

I like wear braids.

أهلاً: اسمي منى - أنا سبع سنوات


أنا أحب أن أحمل ضفائر.

مرحباً
يسعدني أن أكون الطالب أقدم نفسي



Please :: introduce you self.

الشيء الذي احبه
What I like

ما احبه من الاشياء تقضيها




Marwa



Theme 1 :: Who Am I?
Chapter 2 :: Family Tree

Discover
with
Mrs/Marwa




Families Celebrate ::

العائلات تحتفل

Draw a picture to show how your family Traditions are like That of another student.

ارسم تصفات عائلاتك وتقاليدكم في المناسبات التالية

Birthday



Eid-Adha



family

عائلة

families

عائلات

Celebrate

تحتفل

Traditions

تقاليد



Mixed-up Routine:

My Daily Routine:

الروتين اليومي

- 1 - I wake up at 6,00 Am.
- 2 - I Make The bed at 7,00 Am.
- 3 - I have a shower.
- 4 - I get dressed.
- 5 - I have break fast
- 6 - I go to school.
- 7 - I back from school at 3,00 PM
- 8 - I phone people.
- 9 - I have lunch 5,00 PM
- 10 - I listen to music
- 11 - I do my home work
- 12 - I go to sleep at 9,00 Am.

DAILY ROUTINE



Wake up



Get up



Make the bed



Have a shower



Get dressed



Have breakfast



Read the news



Listen to the radio




Go to school



Go to work



Wait for the bus



Take a taxi



Work



Study



Do the cleaning



Do the washing




Have a break



Go shopping



Do the cooking



Wash the dishes




Adults And Babies..


Marwa

المنفرد والبالغين

Adults

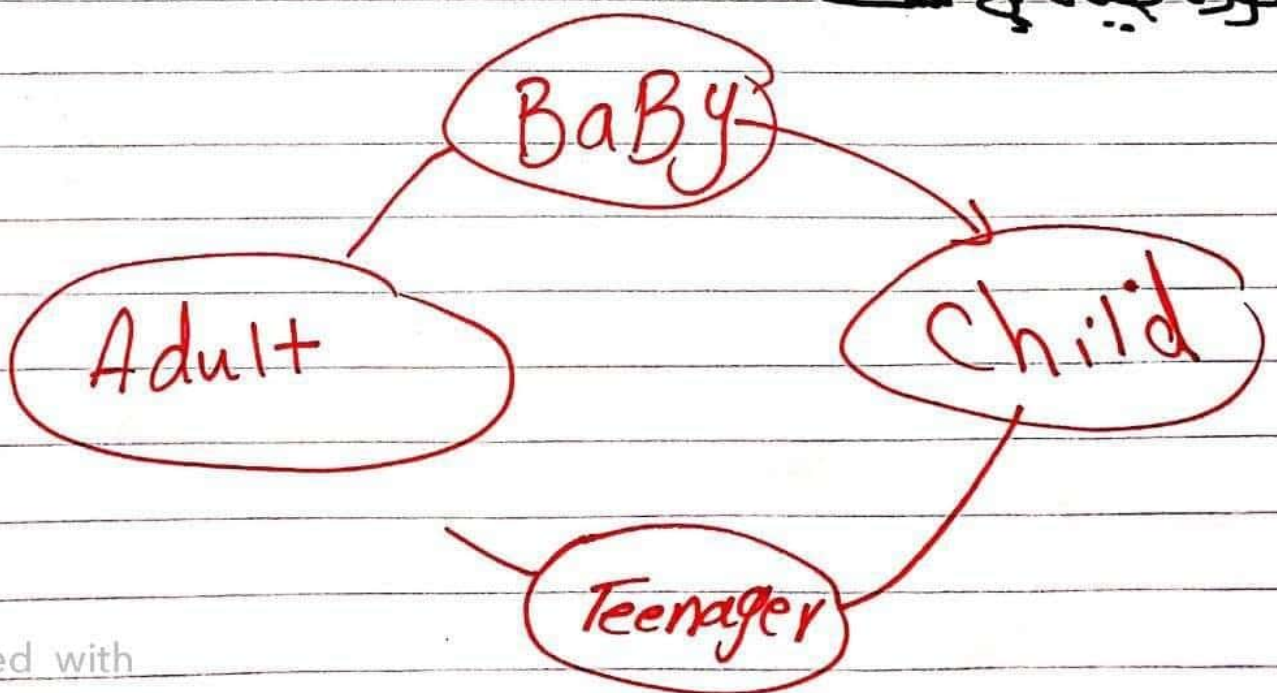


BaBy



Life stages of human

مراحل حياة الإنسان

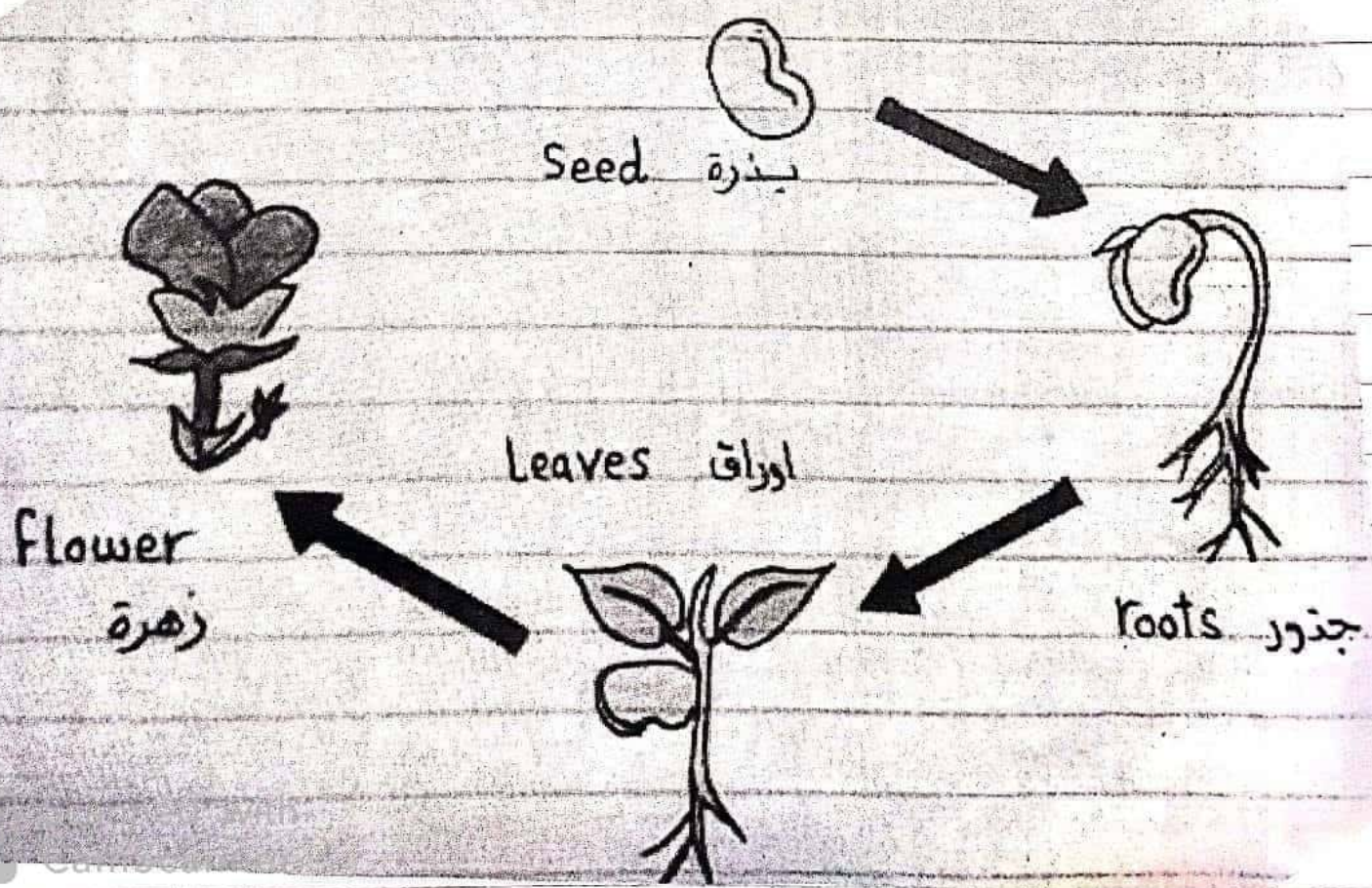


رضيع Baby	طفل child	مراهق Teenager	بالغ adult
--------------	--------------	-------------------	---------------

Marwa

life cycle of plant.

دورة حياة النباتات



Mixing colors

مخلط الألوان




ألوان أولية
Primary Colors

ألوان ثانوية
Secondary Colors


red 


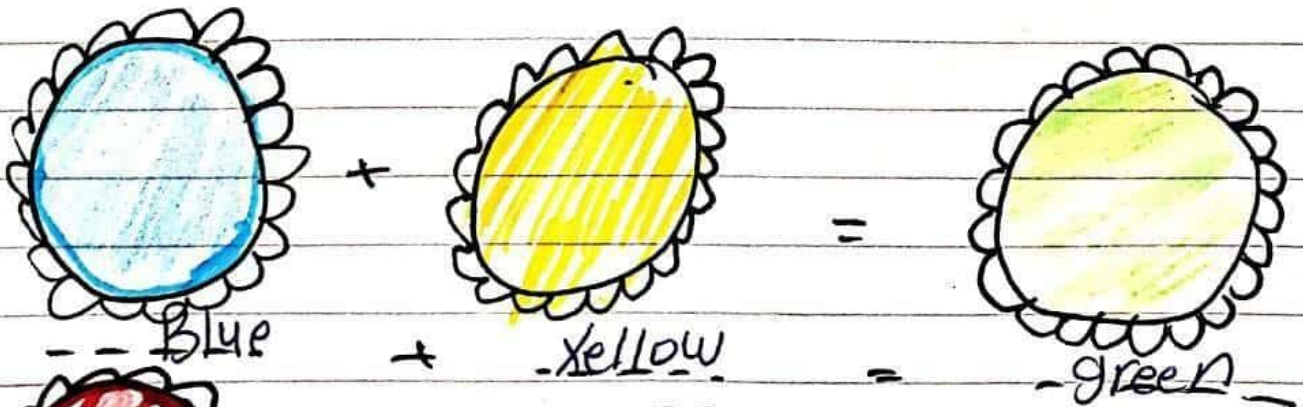

Orange 

blue 


Purple 

Yellow 

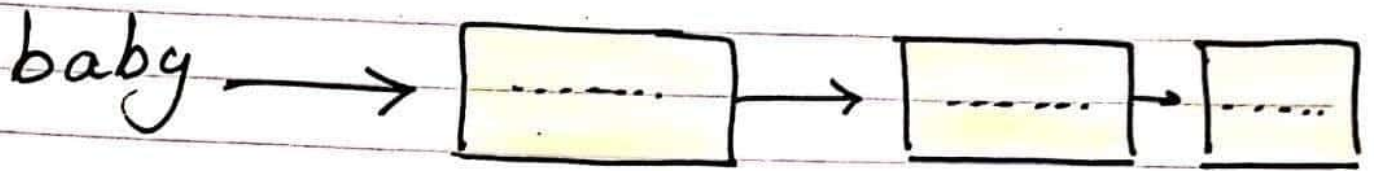
green 



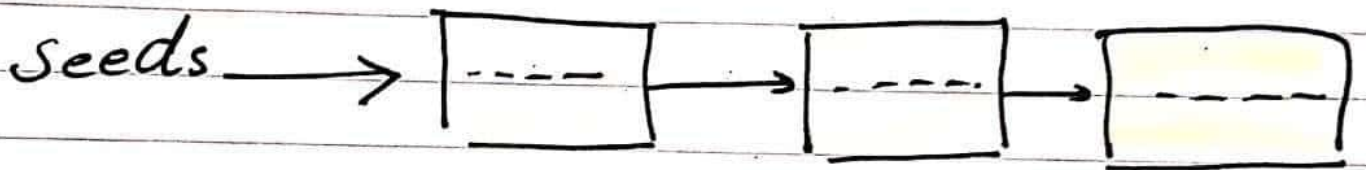
Family Tree



③ The stages of human



④ The stages of plant





Marwa

①

Complete ::

1. Immediate family Consists of

.....

2. My Extended family Consists of

.....

3. when we mixed red + yellow =

4. red + blue =

5. red, blue, yellow Consider Co

6. Purple → green and orange Consider
a Colors.

② Draw your family Tree?



Theme 1
Who Am I?

Chapter 3
Who Are We?



Living Things

- grow and change
- need food and water
- need air to breath.

(girl - boy - dog - fish - bird)



Non-living things

- don't grow or change
- don't need food or water
- don't need air to breath.

(Chair - door - ball)





کائنات حیات
living Things

أشیاء
کائنات غیر حیات
Non-living Things

length الطول

Short


قصير

Medium

متوسطة

long

طويل



Theme 1

Who Am I



Chapter 4
Our Community



Mrs/Marwa



Our Rights

حقوقنا

1. Be Safe تكون آمان

2. Learn نتعلم

3. Share Ideas. مشاركة الأفكار



Be safe

learn

Share Ideas

Rules

القواعد



* following rules

تتبع القواعد

* is not following rules

لا تتبع القواعد

I'm responsible

أنا مسؤول




Jobs


Barber



Carpenter



Cashier




Chef



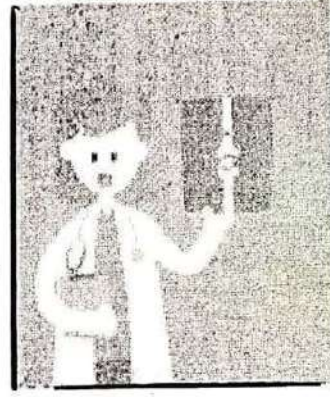
Computer Programmer



Dentist



Doctor




Farmer




Firefighter




Lawyer



Mechanic



Miner



Musician



Nurse



Painter



Pilot



Industrial Jobs وظائف صناعية

- Engineer مهندس

- baker خباز

- Carpenter نجار

- Potter صانع فخار



يقدم منتج تسريع

طباعة

Not Industrial Jobs وظائف غير صناعية

* Teacher معلم

* Doctor طبيب

* farmer ظارع

* fire fighter رجل مطافئ




يقدم خدمة غير

طباعة



Complete:.



- 1- Our Rights are
- 2- The kinds of Jobs Classified into
- 3- fire fighter Consider a Jobs
- 4- Doctor Job Consider a Job
- 5- baker is Consider Jobs

food

غذاء

worker
جولاء

water

ماء


helper
مساعد

Shelter ^{Save}

مأوى

Tools

أدوات



Theme 2 :

The world around me

Chapter 1 :

Our Environment



Marwa

At the Play ground


* I can see a at the play ground
(bird - rock - Tree - slide)

bird طائر

rock حجر

Tree شجرة

slide أرجوحة



* Things we can play with (kite - ball)
شياء يمكننا اللعب بها

* Things That make Sound (bell - car)
شياء تصدر صوت

* Things That are living (duck - lion)
شياء حية



living	Non-living	environment

Our environment in egypt

Desert

Delta

environment :- is everything around us.
it can be living and non-living

Marwa

Water



* our body consists
of water

أجسامنا تتكون من الماء
* We need water to

survive
نحتاج الماء للبقاء على قيد الحياة

* plant need water
own
to make their food

النباتات تحتاج إلى الماء لصنع غذائها

we should

1. Save water

المحافظة على الماء

2. grow plants and trees .

زرع الأشجار .

3. keep our environment Clear

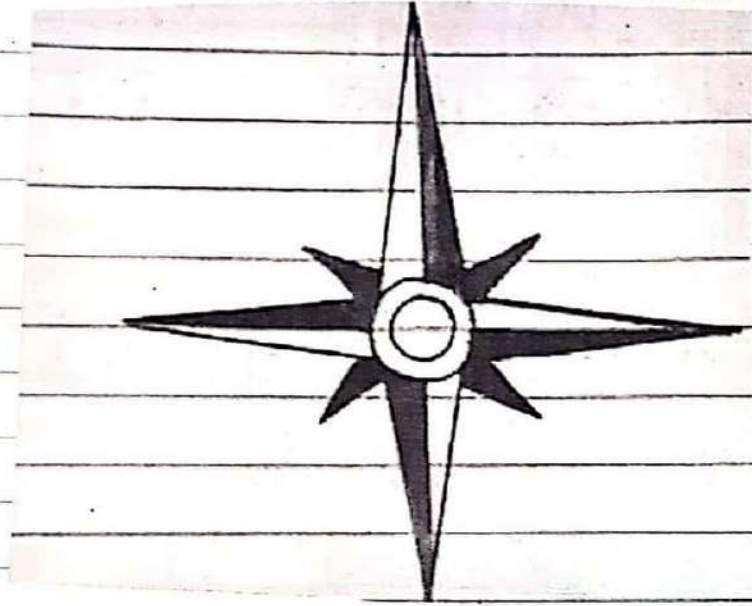
المحافظة على بيئتنا نظيفة .

Map الخريطة

Use The Map.

North شمال

West
غرب



East
شرق

South
جنوب

Marwa

Answer These questions..

1. What is the Important of water?

1.

2.

3.

2. Give some example from animal live in

Desert?

1.

2.



3. Give some examples from animals
lived in Delta?

1.

Complete ..

The Compass have Four Direction

1.

2.

3.

4.

Theme 2 : The World Around ME

Chapter 2 :.


Moving Around our environment



Plant Diagram

The parts of plant:

1- **roots** :- Holds The plant in the ground
Soaks water from The Soil



1- الجذر :- يثبت النبات في التربة ويصيبه مدني
الحصول على الماء والترسيب

→ flower

2- **Stem** :- Holds The plant up

Carries water from

The roots to The

different parts

of plant.

→ leaves

stem →

3- **leaves** :- lets air uses
sunlight to make food.

Roots

4- **flower** :- Make seeds

soil

Marwa



Animal Digram..

هناك أجزاء في أصبا الحيوانات تساعد على تحريكها

Shell حشرة

wing جناح

fin زعانف

Claws مخالب

hooves حوافر

tail ذيل

beak منقار

long neck رقبة طويلة


feathers ريش

scales قشور

Teeth أسنان

antlers قرون

Antlers قرون





Shell



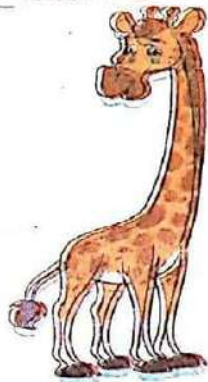
wing



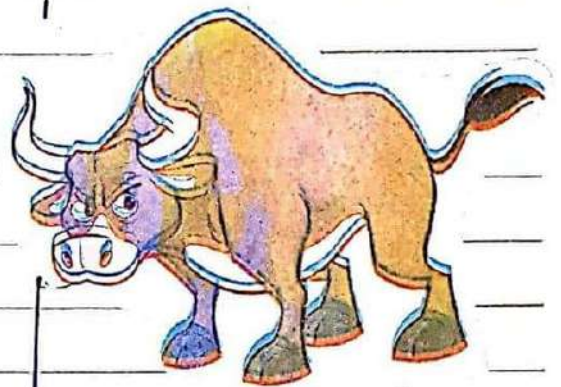
Tail



beak



long neck



antler



Claws



Teeth

How Animal Move..

1. Some animal **swim**

like (fish - Dolphin)

2. Some animal **fly**


like (butterfly - owl)

3. Some animal **run**

like (rabbit - mouse)

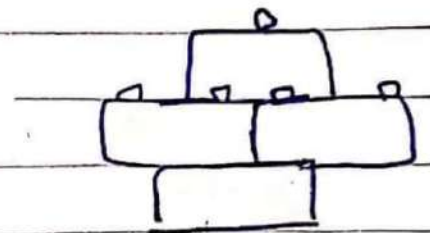

4. Some animal **hop**

like (kangaroo)



الاشياء

How objects Move investigation.



فوق

تدوير

تدوير

تدوير

object	Bounce	Roll	spin	slide
Ball	✓			
Block				✓
Pencil			✓	

Transportation in Egypt.

in Egypt There are 7 ways



1- walk

2- bicycle




3- car


4- bus



5- train



6- boat



7- plane



(walk. bicycle) doesn't cause pollution

لوث

المشي - الدراجة - من وسائل مواصلات التي

Traffic Rules And Signs.

Our roads are very busy. طريقنا مشغول جداً.

it is important to follow traffic rules

و من الضروري اتباع قواعد المرور
cars and buses must drive on a right

side of the road.

والسيارات والأتوبيسات لابد أن تسير على الجانب

اليمين للطريق. Drivers must drive safely.

السائقين لابد أن يتخذوا إجراءات

stop ←

Passengers must wear

wait ←

seabelt.

لابد للراكبين من ارتداء حزام الأمان

go ←


Drivers must pay attention

all traffic signs.


السائقين لابد أن يركزوا على إشارات المرور

people walking along the streets must pay attention, too

لابد للناس خاصة من المشاة أيضاً



Complete:-



① There are seven ways of
Transportation

_____ , _____ , _____ , _____
_____ , _____ , _____

② The parts of plant are

1. _____

2. _____

3. _____

4. _____

③ we must wear _____ when we
drive a car.

Marutha


Theme 2 ::

The World Around me

Chapter 3 ::

Growing food in The world

Around us



The Sun in The Sky :

يشكل هذا الدرس العلاقة بين وضع الشمس
ووجود الظل وارتفاعه بالمشاط الذي يقوم به

الصفحة Page 119

* يرسم circle باللون الاصفر yellow حول
الشمس التي تشرق (in morning)

Season of The year

Each season of The year The weather
changes..

الخريف

Fall :: The leaves on the tree fall in the ground

الصيف

Summer :- The weather out side is hot and sunny

الربيع

Spring :: The flowers and leaves are starting grow

الشتاء

winter The weather out side is cold and
raining.

Sorting clothes.

نوع الملابس يختلف باختلاف فصول السنة

in summer

we wear : Short - shirt - Cap

In winter :

we wear : Coat - Socks. ~~gloves~~

gloves - Jacket - winter hat.

Clothes

jeans



skirt



shirt




coat



T-shirt



tracksuit




winter hat



cardigan




shoes



trainers



belt




tie



trousers



pyjamas



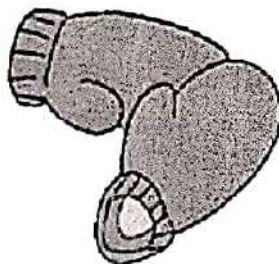
raincoat



socks



mittens




blouse



shorts



scarf



bow tie



hat



Suit



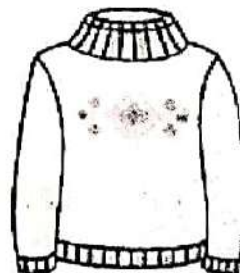
gloves



jacket



sweater



vest



dress



sandals



winter of Summer

Story

This is a farmer

هنا خزارع (خزارع)

The farmer grows fruits and vegetables

الطابع يزرع الفواكه والخضروات والفواكه.

in winter

في الشتاء

The farmer grows oranges

الطابع يزرع برتقال

The farmer grows carrots

الطابع يزرع جزر

The farmer grows beets

الطابع يزرع بنجر

in Summer

في الصيف

The farmer grows water melon

الطابع يزرع بطيخ

The farmer grows Mango

الطابع يزرع مانجو

The farmer grows grapes

الطابع يزرع عنب

Thank you, farmer

Healthy food choices

خيارات الغذاء الصحي

We must eat the healthy food

Such as (eggs - Milk - water - meat
vegetables - fruits).

We mustn't eat the food with
suger - salt

To keep our body healthy.

Tools for farmer :-


الأدوات التي يحتاجها المزارع

How we use plants

استخدامات النباتات

We used plants to make

1. fuel الوقود
2. Clothes الملابس
3. Shelter المنازل
4. food الطعام
5. Medicine الدواء




The plants needs:

احتياجات النبات




Sun



Air

water



Marawa

The Plant need Sunlight

water

(air) O_2

Weeds

أعشاب جارحة

* In this garden

في هذه البقعة

* weeds are competing with lettuce to get closer to sunlight.

الأعشاب الضارة تنافس الخس في الحصول على ضوء الشمس

Narwa




Theme 2 ::

The world Around me



Chapter 4 ::

Celebrating The world
Around us



Egyptian feasts

أعياد المصريين

أعياد المصريين جاربع الاحتفالات السنوية

1- New year eve

2- Eid Al-fitr

3- Eid Al-Adha

4- Christmas

Marwa



New year EVE

it is a New year EVE.

Families celebrate together

fireworks go off in the sky.

• Children get a new and colorful clothes.

Girls and boys get sweets and toys.



Eid-Al-Fitr

عيد الفطر

Malwa

- families celebrate together and visit relatives.

They pray together. They eat ka'ak.

* children get new clothes

Eid Al-Adha

عيد الأضحية

- families celebrate together

They pray together and witness

the sacrifice of the sheep.

* They eat fatha and visit families.

Children get new clothes.




Christmas

Eid Almilad.

which is celebrated on
7 January.

families celebrate together.

They eat a lot of meat




Egyptain Traditions

① Songs : by Rababa

② food : ful medames
fateel
koshari

③ clothing :

in Alexandria women wear

cmelaya laff 

- Men wear Galabiyas - koftans



Egyptain Monuments

1. Temple hatshepsut

معبد حاتشيبسوت

2. Luxor temple

معبد الأقصر

3. sphinx

أبو الهول

5. pyramids Giza

أهرامات الجيزة

